

## Silk in Santa Fe – 2006

### An International Gathering of Silk Artists

This Gathering of silk artists will be the 5<sup>th</sup> such meeting and represents the 10<sup>th</sup> anniversary of SPIN (Silk Painters International) and 12 years of publishing The Silkworm. We are planning to hold all activities in the city of Santa Fe, New Mexico, USA. This vibrant city provides a perfect venue for this gathering: it has a tradition of multiculturalism with a fusion of Native American, Hispanic, and Anglo artists and artisan. It has color and light, which is reflected in the art of all who practice in the area, as well as providing exciting elegant food and entertainment.

This gathering will concentrate on an exploration of color and light with particular attention to how these affect choice of subject matter and technique.



Our goal is to entertain 200 participants in 2006. This is more than the 2004 attendance but in line with previous Congress events. We believe that by providing the classic program elements from previous meetings and keeping all participant costs down to a minimum, we can entice you to attend and bring your friends.

Barring unforeseen problems, most activities will be held on the campus of the Santa Fe Community College. The dates will be set when SFCC has identified their schedule for the year 2006. Since the college has no dormitory space, all attendees will need to make arrangements with local motels and hotels. SPIN will make every effort to provide discount rates for attendees at convenient locations to the campus. We are planning to provide all

(Continued on page 5)

## NEWS – NEWS – NEWS

### Silkworm On The Web

We are proud to announce that this is the LAST ISSUE of *The Silkworm* newsletter you will automatically receive in the mail.

Starting with the next issue, it will be on our website: [www.silkpainters.org](http://www.silkpainters.org).

You will be assigned a password to download the newsletter as well as the color sheets. Of course, we know this is

an issue of trust and that you will not casually give away the password information to non-members.

Many organizations are placing their newsletters on their websites, what with the constant cost increases in printing and mailing. This will allow us to put the monies to more productive use.

(Continued on page 4)

### Inside this issue:

<i>Silkworm goes live!</i>	2
<i>New editor on board</i>	4
<i>From England</i>	5
<i>Batik in Belarus</i>	6
<i>Teena Hughes</i>	7
<i>Call for Entries in Turkey</i>	8
<i>Exhibitions</i>	10

### Also inside:

- *Framing question answered*
- *Letters from new Silkworm staff members*
- *Entry forms*

## SILKWORM GOES LIVE!

## EDITORIAL

– Diane Tuckman, Executive Director

Again, we thank Phil Lack for her devotion to producing, printing and mailing the newsletter all by herself, with the help of Richard, for such a long time. With her technical skills we now have color sheets we can be proud of, as well as many other improvements. Phil has now encouraged us to put the newsletter on our website and we have moved in that direction as outlined in this issue.



The Silkworm will now be available on line. You can also "opt out" if you prefer to still receive it in the mail.

We welcome several new members to the *Silkworm* team. They will, I am sure, continue in the tradition of excellence, which has been set in the past, while bringing a new perspective and fresh ideas.

Meet Diane Keesee of Kennett Square, PA who has taken on the responsibility of Content Editor. She will collect the articles and edit the newsletter for content and flow. See her comments in this issue. Please send her articles and information for publication.

Phyllis Gordon and Linda Bloomingdale of Massachusetts will proofread the contents once Diane has completed her job.

Sandra Holzman of Truchas, New Mexico has agreed to prepare the color sheets once the information is sent to her. From there, they will become a part of the newsletter. Fredrik Starmark will continue to print our color sheets.

Addie Chernus of South Lake Tahoe, CA has taken on the responsibility of Advertising Manager for the newsletter. Please respond to her request for leads. Once all these tasks are completed, the Layout Editor, Laura McGee of Winston-Salem, NC will prepare the newsletter for publication.

Phil Lack, as Database Manager will print the labels and forward them to Becky

Deady.

With broad shoulders, Becky Deady of Brandon, FL has taken on the task of Circulation Manager. Once the newsletter is completed, she will get it printed and mailed to the membership. We encourage you to download the newsletter in order to lighten her load. See her comments in this issue.

Now that we have stitched this wonderful team together, we are looking for a volunteer to be the Managing Editor whose job will be to keep the process moving.

As we move toward placing the newsletter on our website, this is the last issue that you will be receiving automatically in the mail. You can opt out of receiving the *Silkworm* on line by filling out the form enclosed. If you do not have a computer, we encourage you to have a family member or friend do that for you.

Becky will continue to mail it to you when requested. This is a big positive step for us as we join many organizations which have successfully converted. The savings in printing and postage will be impressive and allow us to put our very limited funds to better use.

A dynamic committee is actively working on the show at the Ratner Museum. The call for entries for both segments is included. We are looking for a good response as we are planning an active publicity campaign.

We are continuing to prepare an updated version of our by-laws. They will be presented at the next General Membership meeting this year as we are now scheduling yearly meetings. Date and location will be announced in the next issue.

Please note my Verizon cell phone number in case you need to reach me while I am away from the office: 240-687-2950.



## A Note from our Advertising Manager

Dear Members,

I am looking for suppliers, teachers and individuals who might want to advertise their products or services in the Silkworm

and on our Website. Please send to me their names, contact person, e-mail address and phone number to: addiesilkart@aol.com.

My address is: P.O. Box 7860, South Lake Tahoe, CA 96158

Home telephone:  
530 577-7750

Addie Chernus  
*Advertising Manager*

## New Circulation Manager Arrives

I am a relatively new SPIN member, but having just recently retired, I am excited about having the time to be more involved as a participant in SPIN activities.

I have agreed to be the Circulation Manager, which involves printing

and mailing the newsletter to our membership. I hope some of you will consider the option to get your Silkworm on line from our website as outlined in this issue. I look forward to the challenge and I look forward to serving.

I am very interested in contacting other silk artists and SPIN members in my area - Hillsborough County, Florida - and adjacent counties to form a SPIN chapter. Anyone out there interested? My email is sdeady@tampabay.rr.com

I hope I can attend some workshops in the future to grow in my art.

Becky Deady  
*Circulation Manager*

## Membership Renewals Needed for Directory

I am making a final appeal for renewals from our existing membership! I have begun to email those who have not yet renewed, but this is an arduous task since the numbers are many and some of the email addresses are incorrect and bouncing back faster than a racquetball! I held off on preparing the directory as long as I could to give everyone the opportunity to be listed. The directory is a wonderful tool for networking, and we have many new members excited about this opportunity! I spoke with Diane about exploring the opportunity of a

membership directory on the website, with access to current members using a password. This would save greatly on printing costs and delay of preparation, not to mention the opportunity to update it frequently as new members sign on, and existing members can make changes as necessary.

Please consider renewing as a supporting member if you haven't done so already, and keep in mind that you are supporting a

wonderful organization that promotes the fine art of silk painting. The opportunity to share your accomplishments and challenges with artists that have a keen understanding

of this medium is invaluable, and the friendships that have been forged from participation with SPIN are the most cherished

benefit of all.

Silk in Santa Fe will be here before we know it! And, speaking from experience, this is an event you will want to make every effort to attend! The location is

brehtaking, the workshops are fabulous, and the supporting events are just plain fun! My appeal to our members is to keep your own memberships current, recruit fellow artists to SPIN when the opportunity exists, and for those who teach, bring your students into the fold as well.

Thanks to all for your support of SPIN.

Vicky Luffman,  
*Membership*

***SPIN exploring  
the opportunity of  
a membership  
directory on the  
website***

## New Silkworm Editor on Board

*Dear Fellow SPIN Members and Silk Painters,*

I am very excited at the prospect of being the new *Silkworm* editor.

I have been painting silk since 1996, so by some standards, I am still a baby in the silk painting world. However, I know painting silk is something that I was meant to do. Before I discovered silk painting, I worked in commercial photography, but I had recurring dreams of showing someone my silk paintings.

Now, I had never heard of silk painting. What kind of paint? What kind of silk? I had absolutely no idea, until one day I happened to read an article in the local paper about a woman, Jo Hill, who was having a silk painting exhibit! It also mentioned in the article that she would be teaching a workshop for silk painting. I called right away, took the workshop and fell in love! I have also taken workshops with Sissi Siska and Susan Moyer and dabble a bit, experimenting with printing techniques. I have spent several years trying to make a business of this love, but when the economy took a downturn, I had to reor-

ganize my priorities in order to remain financially solvent. I am far more satisfied painting for art than painting for production work. I still make scarves and pillows, but most of my work now is for framing. I do two or three shows a year and for now I am happy to keep it this way. I am passionate about silk painting being recognized as ART.

Now that I have told you a bit about myself, I am looking forward to hearing from all of you. Please, send me your articles, and ideas for articles. Deadlines are going to be as follows: June 1st, for publication on Jun 30<sup>th</sup>; August 1<sup>st</sup>, for publication on August 31<sup>st</sup>; and December 1<sup>st</sup>, for publication on December 31<sup>st</sup>. We have to be firm on these deadlines so we can have everything in place to publish on time. Once you send the articles to me, there is still proofreading, layout, and printing. I know from seeing a lot of your work that there is some amazing talent out there. I am looking forward to hearing from all of you.

Diane Keesee  
dtk silk@earthlink.net

*"I am looking forward to hearing from all of you. Please, send me your articles, and ideas for articles."*

## Silkworm on the Web

The newsletter will appear on the website on July 1<sup>st</sup>, October 1<sup>st</sup> and December 31<sup>st</sup>.

Attention international members: should you decide to download the newsletter, your dues will be the same as US members which is \$30.00 instead of \$45.00.

NEVERTHELESS, if you wish to OPT-OUT of downloading your newsletter from the website, we will continue to print and mail it to you as in the past. For this to happen, and you do not want to miss a single issue, YOU MUST IMMEDIATELY forward the information below to:

Phil Lack, 2923 Pioneer Ave,  
Cheyenne, WY 82001  
or email the information to:  
phil@pkldesigns.com  
Phil Lack maintains our database and prints the labels, therefore this information is important.

NAME:  
Address:  
Telephone:  
Email:

Thank you all for your continued support. We know you will continue to enjoy your newsletter with a new team at the helm.



Silkworm soon to be  
available on the web.  
Log on!



Dear Diane and Phil,

I take delight in reading *the Silkworm* when it reaches me and to see the sort of work everyone is doing. Looking at the many lovely banner panels of orchids (Insert to Vol. 11, No. 2) prompted me to write to say how lovely they all looked. It is amazing how a single topic can generate a whole spectrum of colour, form and design. I met some of the artists whose works were on display at the 1st SPIN Conference in Fairfax, Virginia and we have since corresponded. It was a surprise and an honour when Sissi Siska invited me to exhibit 3 pieces, two of which were curtains she saw at this Conference when she organized The Hoboken Travel Exhibition, New Jersey, USA- Exhibition some 2 years ago. The major drawback was the huge import tax duties I

had to pay when my work was returned!

I thought you might be interested to see a banner (orchid©: *Cattleya lueddemanniana*), which is about 78 inches long and 36 inches wide of my latest work. This piece was recently exhibited in Fitzwil-

### From England

liam College, Cambridge as part of the Cambridge Open Studios (of which I am a member) Christmas Exhibition. It now hangs in the Cambridge Institute for Medical Research, University of Cambridge, Addenbrooke's Hospital campus.

Painting on such a large scale has its drawbacks as one has to stretch across to put finer details on the petals. On more than one occasion I had to prop the frame against a wall to do some shadings and to stand back to get the per-

spective right.

I shall be attending the World Batik Conference in Boston in June and hope to have sufficient time to meet up with Susan Moyer who is one of the tutors for a post-conference workshop. It would be great to see her again and I hope some of the SPIN members will be there too.

All good wishes for 2005,  
Lee Creswell  
UK Representative of SPIN  
Cambridge, UK  
Email:  
CNLC1@CAM.AC.UK

PS If any of you are attending the World Batik Conference in Boston, please let me know.

*"Painting on such a large scale has its drawbacks . . ."*

## Silk in Santa Fe – 2006

(Continued from page 1)

the activities that have been so well received in the past. As you read through the list below, please consider where you can be of help. If you would like to volunteer, please contact the chairperson, Ed Noyce (enoyce@lonetree.com)

### Education Offerings

In addition to the normal array of "how-to" classes, we want this year's offerings to include classes specifically aimed at the Gathering theme of color and light effects. Depending on instructor response, we hope to provide the following:

### Three-day Pre-Gathering Classes

### Two-Day Classes

### One-Day Classes and workshops

### Short Seminars

If there is enough interest, we hope to offer a master

class in some area of specific technique or content.

### Program Elements Speakers

This is **your** Gathering, please let us know your preferences for speakers. We are thinking in terms of changes in materials, techniques and content which have occurred over

(Continued on page 15)

*"This exhibition is built on the concept of uniting different batik artists under the sky of Belarus, different ages, nationalities, art schools and worldviews."*

*~an article by  
Larisa Fenkelstein,  
art critic and curator of  
the exhibition*

"The melancholic moisture gathers somewhere in the man's entrails, and the man himself starts to resemble a dry leaf, very beautiful, yet very fragile – so the others and himself should be extremely attentive to him." (Goran Petrovic)

## Batik in Belarus

A year ago, as the rich colours of autumn were about to leave, the first Belarusian Batik Club was born, as if willed in its creation's polychromy to capture His Majesty, The Colour, in his full light.

Our new baby has its parents. Gennady Garkunov, a wonderful decorative artist, is the godfather of artistic textile and batik in Belarus. In the 70's, he was the first to put his work to tapestry and batik, techniques not yet known in our country. The Club's first membership card was delivered to the heirs of his art, his daughters, and famous Belarusian batik artists, Ellina Malishevsky and Marita Golubeva.

The idea of the Club was brought to life by Alla Sviridenko, a professor of Arts College, a person of extraordinary organizational talents. Alla was inspired to this idea by her love and work in batik. Traveling to England, Germany and US, she met many world-renowned batik artists, and became a member of the batik associations of these countries. Alla is the club's president, the leader of all its activities and the founder of Batik School that was opened in the capital.

The Club was lucky to have a home from its first days – thanks to the administration of the Arts College. The College supports all new creative initiatives.

One can certainly trace good professional genes in our birthday child. It's in the art of those who gave their hearts and artistic talents to the new baby, Vadim Vdovenko,

Marita Golubeva, Ludmila Domnenkova, Ellina Malishevsky, Alla Sviridenko, and other wonderful artists.

The Club's exhibitions have already seen rapid demographic and geographic growth from the participation of international artists, such as, Marcella Foitikova (Czech Republic), Ludwika Zytkeiwicz (Poland), Helena Voverine (Lithuania), Robin Paris (England), and Elisabeth Schwinge (Germany); young artists, such as, students and graduates of the College, of the Arts Academy, Belarusian State University of Culture and Arts, and Belarusian Pedagogic University – such as Svetlana Omelchenko, Maria Kalennik, Lia Bitsutko, Irina Tourchinova, Yulia Sergeyeva, Anna Skoromnaya, Yulia Makarevich and many others. Some of the club's young members have already been acknowledged by a grant from the President's Fund for Support of Young Talents.

The Club has many friends, including Belarusian Designers' Union, International Silkpainters' and Batik Guilds, "Minsk-City" Rotary Club, and the German Silkpainters' Guild.

Some famous artists from other fields of art have joined the Club's activities, including Olga Sazykina (design of glass and objects) and Tatiana Belousova (tapestry). genes in our birthday child. It's in the art of those who gave their hearts and artistic talents to the new baby, Vadim Vdovenko, Marita Golubeva, Ludmila Domnenkova, Ellina Malishevsky, Alla Sviridenko, and other wonderful artists.

The Club's exhibitions have already seen rapid demographic and geographic growth from the participation of international artists, such as, Marcella Foitikova (Czech Republic), Ludwika Zytkeiwicz (Poland), Helena Voverine (Lithuania), Robin Paris (England), and Elisabeth Schwinge (Germany); young artists, such as, students

*(Continued on page 14)*

**This article was sent to us by SPIN member, Alla Sviridenko, of Minsk, Belarus.**



# RAVES FOR WAVES OF SILK

## TEENA HUGHES

by Diane Tuckman

Teena came to SPIN from Australia on the crest of a wave. She must have felt the vibes that we were looking for a Webmaster! She burst on the scene with great enthusiasm. In short order, Teena designed a beautiful website and has taken on the new responsibility of placing our newsletter on the website, starting with the next issue. Visit her websites: <http://www.AbFab-Australia.com> and <http://www.AustralianSilkworm.com> - They are fascinating and informative.

We initially corresponded by email and spoke a few times by telephone. Having been to Australia a few years ago, I felt a kinship and loved the accent! In addition to silk painting and SPIN I could even talk about places in Australia.

Every communication with Teena is an upbeat experience, whatever the subject. She does not let the grass grow under her feet, (let alone the fish swim between her toes)! When she took the giant step of moving 3,000 kilometers away from all her friends in Sydney to the region of Cairns on the east coast at the top of Australia, I was totally blown away by her boldness. She now lives close to the Great Barrier Reef, one of the most amazing underwater zoos in the world. Having been there I cannot even start to describe the underwater spectacle.

From Phil Lack: I first 'met' Teena in cyberspace in February 2003 when we were planning the festival in Santa Fe. As we emailed back and forth, and even had a long phone conversation once, I realized I had found a kindred spirit. I admired her wonderful garments, her joyous spirit, and most of all, her computer expertise. A fellow

Macintosh user, she has created many wonderful and helpful web sites and instructions on how to download and downsize images for the Internet. Everyone who posts to the 'Net needs to read this!! Her site [www.BuildAWebsiteTonight.com](http://www.BuildAWebsiteTonight.com) is fabulous!! This is definitely a way to go for non-nerd folks and artists.

Teena taught a class at Silk in Santa Fe. The class was completely booked. Here are comments:

From Suzanne Visor: When I perused the workshop choices for SPIN in Santa Fe a year ago, I made my choice without any hesitation. Teena Hughes from way "down-under" was on the top of my list. Her breezy style of teaching put our class at ease and set the tone for a creative adventure. She was comfortable working with many participants at beginner and emerging levels as well as a few of us with lots of silk painting experience. Though critique was not part of her agenda, she readily agreed to review my class work and offered input that helped me execute new techniques keeping in mind sound design concepts, so important to me. My final class piece, free painting on organza working on a plastic surface is finally complete and ready for a May exhibition. Teena fostered the open atmosphere by which I could allow myself to experiment, something I had been unable to do in my own studio. Those few days with her were memorable. Thanks, Teena.

From Barry Busch: The greatest thing about the class with Teena was the energy that she inspired! Wit and wisdom and a few risqué comments on the side were the ingredients she mixed into her personal recipe for creativity and spontaneity. She prodded andajoled even

the most structured, pastel-loving artist into use of bold colors and abstract shapes, all the while convincing her students that they were, in fact, really talented! What a breath of fresh air, this flamboyant instructor from down-under. A week-long workshop would have been even better than the three wonderful, but short days we lucky classmates got to spend!

From Jackie Bradley: The silk painting class that I attended with Teena, was great!! We had the opportunity to learn many different techniques. Teena showed us how many different products: half and half; a sugar solution; lemon juice; and others; all have very specific results. My favorite technique was called "the flower pot approach". By dying the silk, drying it, then attaching it to a ceramic flower pot and boiling it in water for 30 minutes...VOILA.!! We created beautiful yard-age! I used my creation as a lining for a kimono that was given to a dear friend at Christmas. Everyone who saw the color blend from this technique was astounded! How creative our Australian silk painters are!! I also felt very relaxed and able to explore shapes, colors and intriguing solutions in this class. Thank you Teena for some wonderful memories of Santa Fe 2004!

Diane Tuckman interviews Teena

QUESTION:

Teena, please tell us where you are originally from and what other countries you lived in.

A: I am an Australian from Sydney, and I have traveled to many places around the globe. I learned to paint on silk when I

(Continued on page 9)



## Framing Question Answered

I am a member of SPIN. I now have a question regarding framing my silk. I noticed yesterday that a silk painting which was framed for a client is drooping and bulging on one side at the bottom. To frame the piece of Crepe de Chine, 24" x 24", it was attached to a piece of archival foam core with a few strips of photographers tape on top and bottom. It was then glassed and framed with spacers. I hoped that you might know a remedy or put me in touch with someone who has had experience with this problem.

Thank you for your help and best wishes for the New Year.

Berenice Pliskin  
www.silkpaintersguild.homestead.com/BP.html

### Response from Diane Tuckman

Dear Berenice:

It is indeed always a problem with

framing! Here is my suggestion, which has been successful for me:

1. Place a piece of slim batting over the foam core and then place a layer of very white cotton over that. (The batting is optional if you do not want that look). Tightly secure the whole in the back with tape or staples.

2. Center your silk over the whole thing and using strong long push pins, TIGHTLY stretch the silk over the surface and poke the push pins into the center of the foam core at the edges to hold it taut. This takes time and patience, as you need to see that your image is continuously straight. You may stretch it like a canvas. I place four push pins in the center of each side and move towards the corners, going this way and that way as necessary. I then do one side and continue to adjust. Once the silk is very tight I secure it in the back with staples or tape then remove the push pins.

This is by no means the ONLY way. Many framers also do an excellent job as they are getting more experienced with textiles. Always ask if they have expertise and if necessary get refer-

ences.

As you know, the finished look is half the battle!

We have seen some beautifully framed pieces at the Art Show in Santa Fe and at the Orchid Show currently on view in Washington, DC. Would those artists please come forward and respond to this inquiry? We are a networking organization and we can all benefit from their experiences. Good luck and please let us know how it works out for you.

Your recent e-mail about framing silk paintings was very helpful and reassuring. I thank you. Whenever I have a silk painting without bound edges I also wrap it around foam core and secure it in the back. I had never thought of using batting and cotton over the foam core and that is very helpful. I do use archival foam core but in the future I will incorporate the white cotton.

When I frame paintings with bound edges I mount them on Archival foam core and use an archival tape and spacers, and UV glass.

## Call for Entries in Turkey

I would like your organization to know that an exhibition of textile arts is planned. Please be so kind and spread this news among your members inviting textile artists/designers worldwide to take part.

Beatrijs Sterk,  
General Secretary of the European Textile Network (ETN)

International Textile Art Exhibition:  
"VISIONS IN TEXTILES, From

Tradition to Textile Art/Design of Tomorrow."

This exhibition will take place from September 15th to October 8th, 2005 (in connection with the 13th ETN Conference) at the Izmir State Art and Sculpture Museum in Izmir, Turkey. The organizer is the Textile Department, Faculty of Fine Arts, Dokuz Eylul University in Izmir, represented by Prof. Suhandan Ozay Demirkan.

The exhibition will show works of textile art & design that address the

theme of new expressions in the textile art & design heritage of each participant. Artists worldwide can send 2 works for this exhibition. The choice of techniques and material is open.

There is no fee to participate, but the participants must carry the costs of freight and insurance both ways. An international jury will judge each work from two slides (an all over picture and detail). These slides will also be used for the planned bi-lingual

(Continued on page 9)



# TEENA HUGHES' SILK



Teena with Laptop called  
"Silence of the Lime"



YAYA Coat  
Hot pink  
& orange  
Handpainted  
silk chiffon  
multi-layered  
steam set



TEENA TOP  
Lime & turquoise  
handpainted silk  
chiffon, steam set


All painted with steam set french dyes  
Painted by brush, no stamping,  
no silk screening



Haori Jacket - Coral Sea design  
[reminiscent of the coral in the  
Great Barrier Reef]

# TEENA HUGHES

Tumble of Silk Chiffon Scarves  
handpainted with french dyes  
steam set



TEENA HUGHES, SILK




TEENA HUGHES



Crocodilliac  
from my Dreamtime series



3 Fold Room Divider  
Handpainted silk habotai 8mm




Double Island  
Far North Queensland

All painted with  
steam set french dyes  
all painted by brush  
no stamping  
no silk screening




TEENA HUGHES

## Koala Dreaming



During Painting



Finished

Handpainted on habotai 8mm, french dyes, steam set



(Continued from page 8)

catalogue (in English and Turkish).

For all further details see the application form (available soon from the ETN website:

<http://www.etn-net.org/>

etn/211e.htm or from the organizer: suhandan@hotmail.com).

The deadline for entries is May 2nd, 2005. Works selected should arrive at the Museum before August 1st, 2005. The exhibition opening will take place on the eve of the 13th ETN Conference at the Izmir State Art and Sculpture Museum/Ministry of Culture & Tourism, Mithatpasa Cad. no 94; TR-35260 Izmir-Konak, Turkey.

The 13th ETN Conference, taking place from September 15th to 17th, 2005 in Izmir, Turkey, is open to both members and non-members. There are pre-conference workshops planned on themes including, Jacquard weaving, block printing, silk paper, felting, marbling and Turkish embroidery techniques. A series of trips to craft centers and historical sites is planned during and after the Conference:

From September 19th to 22nd 2005, there will be a tour to Bursa, the old capital of silk, and to Istanbul, as an opportunity for textile professionals to meet their colleagues in Turkey. In Istanbul there will be visits to the main museums with textile collections, shops specializing in traditional Turkish textiles at the Grand Bazaar and to the two Universities with textile departments. The conference has the aim to act as a meeting place for all those interested in textiles and will be organized on an economy budget level.

The Turkish hosts have the aim to show the richness of their textile culture! The program will be available on the ETN website (<http://www.ETN-net.org/>

etn/211e.htm)

European Textile Network  
P.O. Box 5944

D-30059 Hannover

Germany

Tel.: +49-511/817006

Fax: /813108

e-mail: [etn@etn-net.org](mailto:etn@etn-net.org)

<http://www.etn-net.org>

## The Orchid Show at the Smithsonian

*from a frustrated organizer to  
the 16 art show participants*

You have no idea how hard I worked on having a handout at the show. Initially they said they would be glad to have a handout available, which would include the list of the art and the prices. After the exhibit opened, I went a couple of times and noticed there were no handouts in sight. We were then notified that they made an executive decision to have **NO** PA-  
PER hanging around! I was shocked and disappointed. I even offered for SPIN to pay for the printing, to no avail.

Finally I made the executive decision to prepare a handout and give it out to EVERYONE who tried silk painting at the open house. I then printed many more and left them there to give out when people ask for information. The Smithsonian volunteers have been handing them out upon request. If you have a chance, go visit the Museum of Natural History where the art will be up until April 30, 2005.

*From Julie Cox-Hamm*

I will go visit my entry at the Smithsonian. Our organization is a great

support and inspiration to me. I know that I am not alone in this endeavor of which I am very passionate. I am already planning to come to Silk in Santa Fe in 2006 (and my husband too)!

*From Sandy Johnson*

I am overwhelmed with work here and no chance to travel to the exhibit. I just want to thank you for all of the work you have done to make this happen. Having work at THE Smithsonian is great on my resume and has resulted in an amazing amount of local publicity, which brings in more students to my classes and workshops.

## TEENA HUGHES

(Continued from page 7)

lived in Paris, France. I have also lived in Los Angeles, San Francisco, Wellington, N.Z., Porto Heli, Greece and have spent more than a holiday's worth of time in lots of other places - I am a true Gypsy spirit!

QUESTION: You told me that you speak French and we even had a brief conversation. How did this come about?

A: I lived in Paris for 3 years and learned enough French to survive and laugh - Paris is my spiritual home.

QUESTION: Tell us about your intrepid move, what prompted it and has it been successful for you?

A: My move to the top of Australia is the latest in 20 years of packing up and moving worldwide - I do love an adventure! Sometimes I move on a whim, sometimes I go on holidays and don't want to go back home ... I

(Continued on page 14)

## Exhibition News

# Emerging Visions on Silk

This exciting exhibition consists of two distinct components that will take place at the same time: an exhibition of matted art, Emerging Visions on Silk, and a banner show, Silk and the Bible. You can participate in either or both.

## INSTRUCTIONS

1. This is a juried show. Selections will be made from slides.
2. The fee is \$15 for one entry and \$40 for up to three. No more than three please.
3. In this show, each artist can select the subject for their art. Embellishments are acceptable.
4. Submissions must be VERTICAL. The finished image size is 16"x27".
5. SPIN will provide an identical 20"x30" off white archival mat for all the pieces with a finished opening of 16"x27".
6. The silk art must be uniformly mounted on a 20"x30" piece of archival foam core using archival tape. No frames. The art will be hung using the museum's hanging system.
7. Selected artists will need to make a \$15 contribution to help pay for one mat, the opening reception, and the 100 postcards each artist will receive. If more than one piece is accepted, each additional mat will cost \$10.
8. Your art will be for sale and there will be a 20% commission taken by SPIN. The Ratner Museum will not be taking one.

## ADVANTAGES

1. No framing costs. You just mount on foam core.
2. Easy and economical to pack and ship.
3. We encourage our international members to participate: No frame, no glass, just silk on a board that can be shipped both ways by post office, UPS or FedEx.
4. Approximately 50 silk paintings can be displayed.

*Entry form follows on page 11.*



**Emerging Visions on Silk**  
**JURIED SILK FINE ART EXHIBITION ENTRY FORM**  
**RATNER MUSEUM**

1001 Old Georgetown Rd. Bethesda, Maryland 20814  
Opening Date: January 3, 2006 - Closing Date: January 31, 2006  
Opening Reception: Sunday January 8, 1.30 to 3.30

PLEASE PRINT ALL ANSWERS CLEARLY TO AVOID ERRORS

Artist Name: \_\_\_\_\_

Address: \_\_\_\_\_

City: \_\_\_\_\_ State: \_\_\_\_\_ Country: \_\_\_\_\_ Zip/Postal Code: \_\_\_\_\_

Telephone: \_\_\_\_\_ Email: \_\_\_\_\_

**Jurying is from slides. This call for entries is open only to SPIN members in good standing. SIZE: Image size not to exceed 16"x27", the artwork must be vertical. The piece must be stretched on a piece of archival foam core board measuring 20"x30". You can submit up to 3 entries. Include a non-refundable fee of \$15 per entry, or three for \$40 and self-addressed envelope for return of your slides. Mail to: SPIN, 6806 Trexler Road, Lanham, MD 20706**

**Payment: Check made out to SPIN or pay by credit card (International: Credit Card ONLY)**

Visa \_\_\_ MasterCard \_\_\_ Discover \_\_\_ Amex \_\_\_

Card # \_\_\_\_\_ Exp. Date \_\_\_\_\_

Slide No. 1 Title: \_\_\_\_\_

Description: Type of silk, technique(s) used, brief description \_\_\_\_\_

Price: \_\_\_\_\_

Slide No. 2 Title: \_\_\_\_\_

Description: Type of silk, technique(s) used, brief description \_\_\_\_\_

Price: \_\_\_\_\_

Slide No. 3 Title: \_\_\_\_\_

Description: Type of silk, technique(s) used, brief description \_\_\_\_\_

Price: \_\_\_\_\_

**DEADLINE: POSTMARK September 2, 2005    NOTIFICATION: October 11, 2005**

**DELIVERY OF ART WORK: December 15, 2005**

Neither Silk Painters International (SPIN) nor its officers, nor any receiving or leasing agent of The Ratner Museum will be liable for loss or damage to any work of art submitted to this exhibition. Insurance, if desired for shipping, or any other reason, is the responsibility of the individual artist. Images of selected works may be used for publicity, catalog or slide shows at the discretion of SPIN and The Ratner Museum. By submitting work to this exhibit the artist agrees to the conditions set forth on this entry form.

I hereby agree to the above liability clause and to abide by all the rules and regulations set forth. Permission is granted to photograph my painting(s) and use my images on the SPIN and The Ratner Museum websites.

Artist Signature: \_\_\_\_\_ Must be included

## In Memoriam: Karen Feller

PELHAM, MA - Karen Wynnell (Bartok) Feller, 65, of 8 Amherst Road, died Jan. 8 at home.

Born May 28, 1939, in Chicago, she was the daughter of the late Samuel Joseph and Alice Wynnell (Clark) Bartok.

Karen Feller was a 1957 graduate of Herrin High School in Herrin, Ill., and received a bachelor's degree in French in 1963 from the University of Oklahoma. She received a master's degree in teaching in 1976 from the University of Massachusetts at Amherst. She also attended University of Illinois at Carbondale and studied Spanish in Mexico; silk painting in France and poetry through the Western Massachusetts Writing Project.

After living in Oklahoma and Minnesota, she moved in 1967 to Amherst. Six months later, she relocated to Pelham.

Mrs. Feller taught for 30 years in Amherst elementary schools, initially as an instructor of French and Spanish. After 1993, she worked with students from around the world at Mark's Meadow Elementary School, organizing displays for the school's multicultural fairs.

A practicing Buddhist, she was a member of the Northampton Insight Meditation Community.

Mrs. Feller was also a member of the Amherst Pelham Education Association, serving on its representative council, negotiating team and the executive board. A long-time volunteer at local public radio station WFCR, she was a member of the Friends of WFCR Board, and for many years answered phones at nearly

every fund drive.

Mrs. Feller was a fiber artist, specializing in batik and silk painting.

She sewed costumes for the Hampshire Shakespeare Co. and the local chapter of the Society for Creative Anachronism.

She leaves her husband of 43 years, Siegfried Feller; a daughter, Jeanne cq Rieger, of Indianapolis; two sons, Geoffrey Feller, of Berlin, Germany, and Bart Feller, of Springfield; three sisters, Evelyn Schwartz, of Fort Lauderdale, Fla., Pamela Hailey, of Herrin, and Lee Hulon, of Pinehurst, Texas; three granddaughters; and a niece and nephew.

Memorial gifts may be made to the Capital Campaign Fund, WFCR, 325 Hampshire House, University of Massachusetts, Amherst, 01003, to the Karen Feller Fund, Marks Meadow Elementary School, North Pleasant St., Amherst, 01002, or to the Best Friends Animal Society, 5001 Angel Canyon Road, Kanab, UT 84741.

A memorial service was held at the Red Barn, Hampshire College.

---

*We will all miss the warm smile with which Karen greeted everyone. We were delighted to have her become the assistant to Jan Janas for the Education program for Silk In Santa Fe, 2004. Her enthusiastic calls, once the proposals from teachers started arriving were a pleasure. She kept repeating to me that she just could not take all the classes, but wished she could. We would have seen her there had she not been suddenly stricken. We share with her family in the loss of a friend and member.*

*Diane Tuckman*

*Mrs. Feller was a fiber artist, specializing in batik and silk painting.*



# Silk and the Bible—A Banner Exhibition

## **A Challenge for Silk Artists**

The exciting Ratner Museum exhibition consists of two distinct components that will take place at the same time: an exhibition, *Emerging Visions on Silk* and a banner show, *Silk and the Bible*. You can participate in either or both.

The theme of the banner show is the 12 months of the year and the four seasons, celebrating nature, as it relates to the Hebrew Bible. The signs of the Zodiac can be used as a unifying symbol. Geometric designs, secular themes, aspects of nature, plants, fruit, vegetables, trees, flower, etc... all are acceptable ideas. The complete and uniform size must be 45"x45".

### THE CHALLENGE

Due to the complexity of this project we are issuing an artistic challenge. In order to participate you will need to first complete the Challenge Acceptance Form. This will allow for a balanced show where each month and season is represented. At this time, no painting is required, only the decision to participate.

On the entry form each artist is asked to list their first, second, and third choice for either the month or season they would like to represent on silk. You may certainly choose from both the months and the seasons in your preference list. When your challenge is accepted you will receive more detailed instructions.

## CHALLENGE ACCEPTANCE FORM

**Name:** \_\_\_\_\_

**Address:** \_\_\_\_\_

**City:** \_\_\_\_\_ **State:** \_\_\_\_\_ **Country:** \_\_\_\_\_

**Zip/Postal Code:** \_\_\_\_\_ **Telephone:** \_\_\_\_\_

**Email:** \_\_\_\_\_

**First Choice:** \_\_\_\_\_

**Second Choice:** \_\_\_\_\_

**Third Choice:** \_\_\_\_\_

Mail completed form to Marilyn Johnson; 154E Lafayette Ave; Laurel, MD 20707. Form must be sent POSTMARKED May 31st, 2005. Notification will be made on June 15th, 2005.

## ... TEENA HUGHES

(Continued from page 9)

had been working as a Startup Specialist in the I.T. industry for the past 5 years in Sydney (which was full on, as you can imagine, including 3 months at a time in San Francisco). I needed a total change and returned to the tropics where I had lived briefly 9 years earlier. After almost 2 years here, I am certainly laid back again ... Creating an income in a small town is always a challenge and encourages one to think outside the box!

QUESTION: What prompted you to get involved in web design?

A: After living overseas for 7 years I was on my return flight to Australia; I sat next to a delightful woman from Chicago and during the 17 hr flight we talked about a zillion things. Website creation was pretty new, and she encouraged me to look into it - and I've never looked back.

QUESTION: When and where did you start silk painting?

A: When I moved to Paris I was living with a silk artist, and after watching him for a few days I wanted to "have a go". I felt as though I'd "come home" and it all flowed so beautifully - it was my new passion which is still going strong today. I love being able to paint silk (and now cotton) and create something beautiful to wear whenever I need new clothes!

QUESTION: Please describe what you produce with your silk art.

A: My hand-painted silk becomes floating chiffon coats and tops in vibrant colors. I also paint silk for room dividers, paintings, scarves, cushion covers - anything I can!

QUESTION: Could you please expound on your teaching methodology and how you bring the students along so skillfully.

A: I have been teaching silk painting and computer classes to newbies for many years, and I remember what it was like to be afraid to try something new. I try to remove the fear of the unknown, and to help the student turn the fear into an adventure. If you're afraid of what will happen, do it anyway! If it's not life threatening, it can't be too bad. I love people, life and laughter and I like to enjoy myself and to encourage students to do the same - music, laughter and friendship with silk - what a perfect scenario!

From Diane:

*My only regret is that I was so preoccupied at Silk In Santa Fe that I did not spend enough time getting to know Teena better. Now I have a good reason to go back to the Great Barrier Reef, swim*

**Batik** (Continued from page 6)

and graduates of the College, of the Arts Academy, Belarusian State University of Culture and Arts, and Belarusian Pedagogic University - such as Svetlana Omelchenko, Maria Kalennik, Lia Bitsutko, Irina Tourchinova, Yulia Sergeyeva, Anna Skoromnaya, Yulia Makarevich and many others. Some of the club's young members have already been acknowledged by a grant from the President's Fund for Support of Young Talents. The Club has many friends, including Belarusian Designers' Union, International Silkpainters' and Batik Guilds, "Minsk-City" Rotary Club, and the German Silkpainters' Guild.

Some famous artists from other fields of art have joined the Club's activities, including Olga Sazykina (design of glass and objects) and Tatiana Belousova (tapestry).

(Continued on page 15)



*"I remember what it was like to be afraid to try something new. I try to remove the fear of the unknown ..."*

Teena Hughes



## Silk in Santa Fe – 2006

*(Continued from page 5)*

the last ten years. Also possible is an exploration of how cultural changes impact the art of those who call upon their traditions as a part of their art.

### **Demonstrations**

Is there interest in natural dyes and dying? We are also working on a demonstration of silk printing using computer printers.

### **Round Table discussions**

We are considering a discussion of the digital revolution: digital art, e-mail, web sites. Are there other areas you would like us to consider?

### **Juried Art Show**

As at all previous Congress events, there has been a juried art show. This Gathering will be no exception. The emphasis on light and color should be reflected in the choice of jurors for this show.

### **Juried Wearable Art Show**

We expect to continue this popular event for 2006, but we are open to suggestions regarding its' operation. This is an event which can be used to introduce silk dyeing to the public.

### **Vendor Exposition**

This has always been an integral part of each previous Congress. We propose to retain it and try to extend it. Please encourage your material suppliers to support SPIN by their presence.

### **Bazaar**

Again, this has been a favorite of attendees. We hope to retain it. Consider whether you would like to participate in 2006.

### **Volunteers**

This is YOUR organization. We need your help. Please consider where you may be able to help. If you have input regarding the program or other arrangements please let us know. If you are willing to help with any part of the experience, we need to hear from you.

Contact me at:

enoyce@lonetree.com  
972-572-8428  
5510 Leeway Drive  
Dallas, TX 75236

## **Batik** *(Continued from page 14)*

Our "baby" is developing an interesting life history. This exhibition is the Club's 10<sup>th</sup> and its first international. Among our previous exhibitions are – "Transparent Colour" in the "University of Culture" gallery of the Republic Palace; "Batik – Blues" in the Representative Chamber of the National Assembly of Republic of Belarus; "Belarus' Batik" in the Russian Gallery in Vilnius, Lithuania; and "Belarusian Batik" in "Ars Nova" gallery in Lodz, Poland.

Our new exhibition is named for the wonderful novel of Serbian writer Goran Petrovic – "The Atlas Written by the Sky". The novel describes a house that has the sky as its roof. This exhibition is built on the concept of uniting different batik artists under the sky of Belarus, different ages, nationalities, art schools and worldviews. This exposition reflects the club's life path – the wide variety of forms of this willful, unpredictable and mysterious art with its unlimited decorative and functional capabilities.

Batik can harmonize anywhere: at an exhibition, where the sky's patchwork and colourful sunrays play in the flames of a wonderful dance; with batik clothes flying as if taken by the wind; or in interior design, with its playful textile screens, that shadow our silhouettes behind them; with cozy lampshades; or as if taken from the stark black and white shots of an old movie.

Our birthday child has made his first steady steps toward the goals of the Club, to define the sovereign role of batik in the hierarchy of the arts and to tell the world about our wonderful country of Belarus.

Let us wish our Club a long life, many talents, good exhibitions, artistic flourishing, and more members to its "family".

## The SILKWORM™

6806 Trexler Rd.  
Lanham, MD 20706  
USA

Phone: 301.474.7347  
Email: SPIN@silkpainters.org

**SPIN**  
silk painters  
international

### THE SILKWORM

*Silk Painters International (SPIN)*

6806 Trexler Road

Lanham, MD 20706

Tel: 301-474-7347 Fax: 301-441-2395

Email: spin@silkpainters.org

Website: www.silkpainters.org

Executive Director: Diane Tuckman

#### Managing Editor

*Position Open*

#### Content Editor

*Diane Keese dtk.silk@earthlink.net*

#### Proofreaders

*Phyllis Gordon  
Linda Bloomingdale*

#### Color Sheets

*Sandra Holzman*

#### Color Sheets Printing

*Fredrik Starmark*

#### Design and Layout

*Barry Busch  
Laura McGee*

#### Circulation Manager

*Rebecca Deady*

#### Advertising Manager

*Addie Chernus*

#### Webmistress

*Teena Hughes  
Email: teena@abfab-australia.com  
www.abfab-australia.com  
www.australiansilkworm.com*



Membership: SPIN membership includes The Silkworm, published quarterly, Membership runs from January 1 through December 31 of each year. US annual membership is \$30, International via Air Mail is \$45; supporting member \$60; corporate \$150, sustaining \$300.

Articles may be submitted to the content editor via email at dtk.silk@earthlink.net as Word or text file or typed single space on 8 1/2 x 11 paper. Photos JPEG format. SPIN reserves the right to accept or refuse articles and to edit those as necessary. Include SASE if you wish your materials returned.